

MONEY IN MOTION

June 5, 2023

Four Baskets...

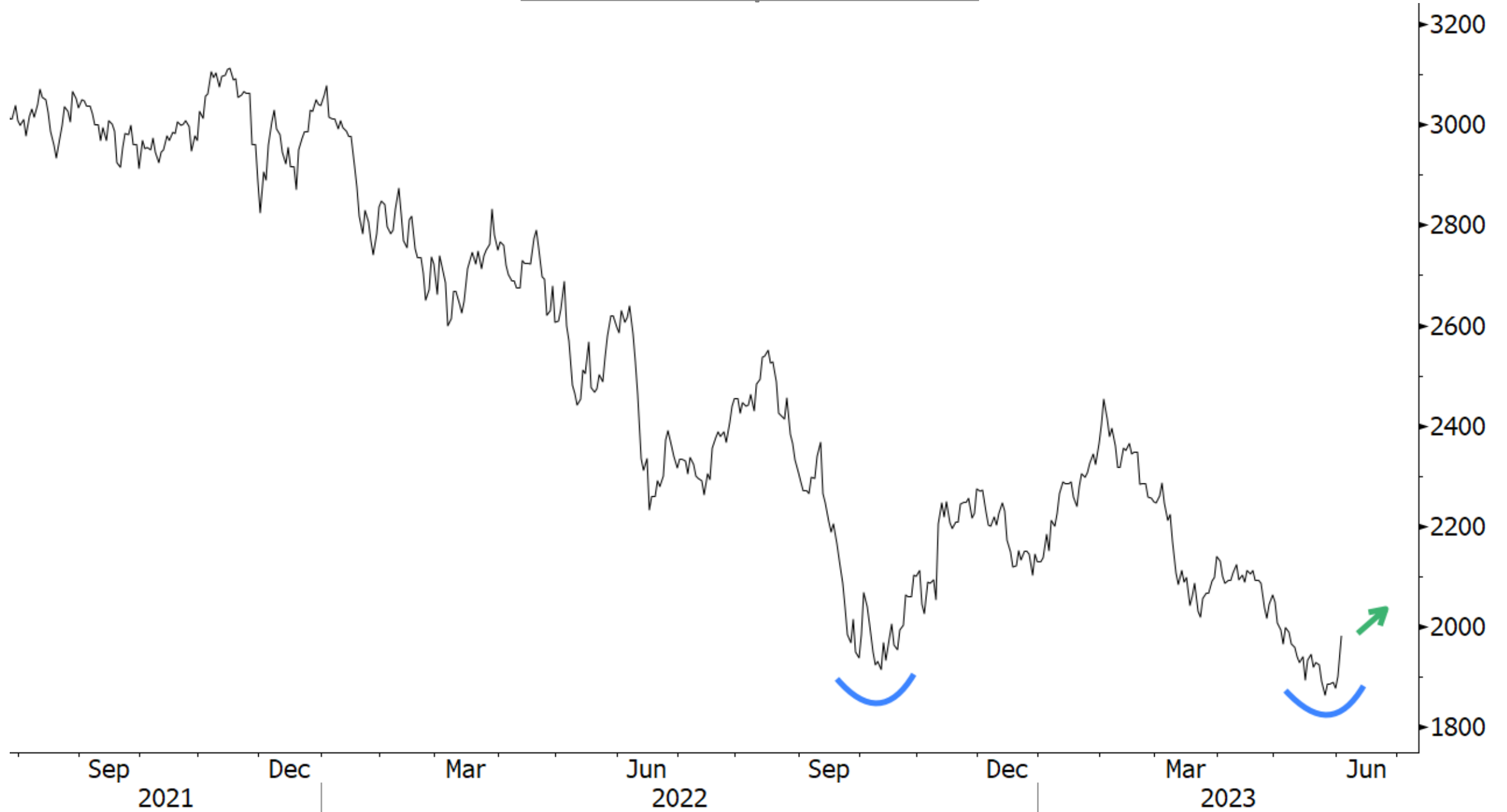
- Today's edition of ***MONEY IN MOTION*** focuses on stocks in one of four positions:
- Prospective Double Bottom **BUYS**... very weak stocks trading back down at their respective October 2022 lows that bounced substantially last week.
- Bearish-to-Bullish Reversal **BUYS**... stocks judged to be in the throes of bottoming out.
- Relative Strength **BUYS**... strong stocks in established uptrends exhibiting bullish price-volume correlation and impressive relative strength to the market.
- Vulnerable-Extended **SELLS**... stocks in steep uncorrected uptrends trading far above their respective 150-day moving averages.

Trade well,

-Carter

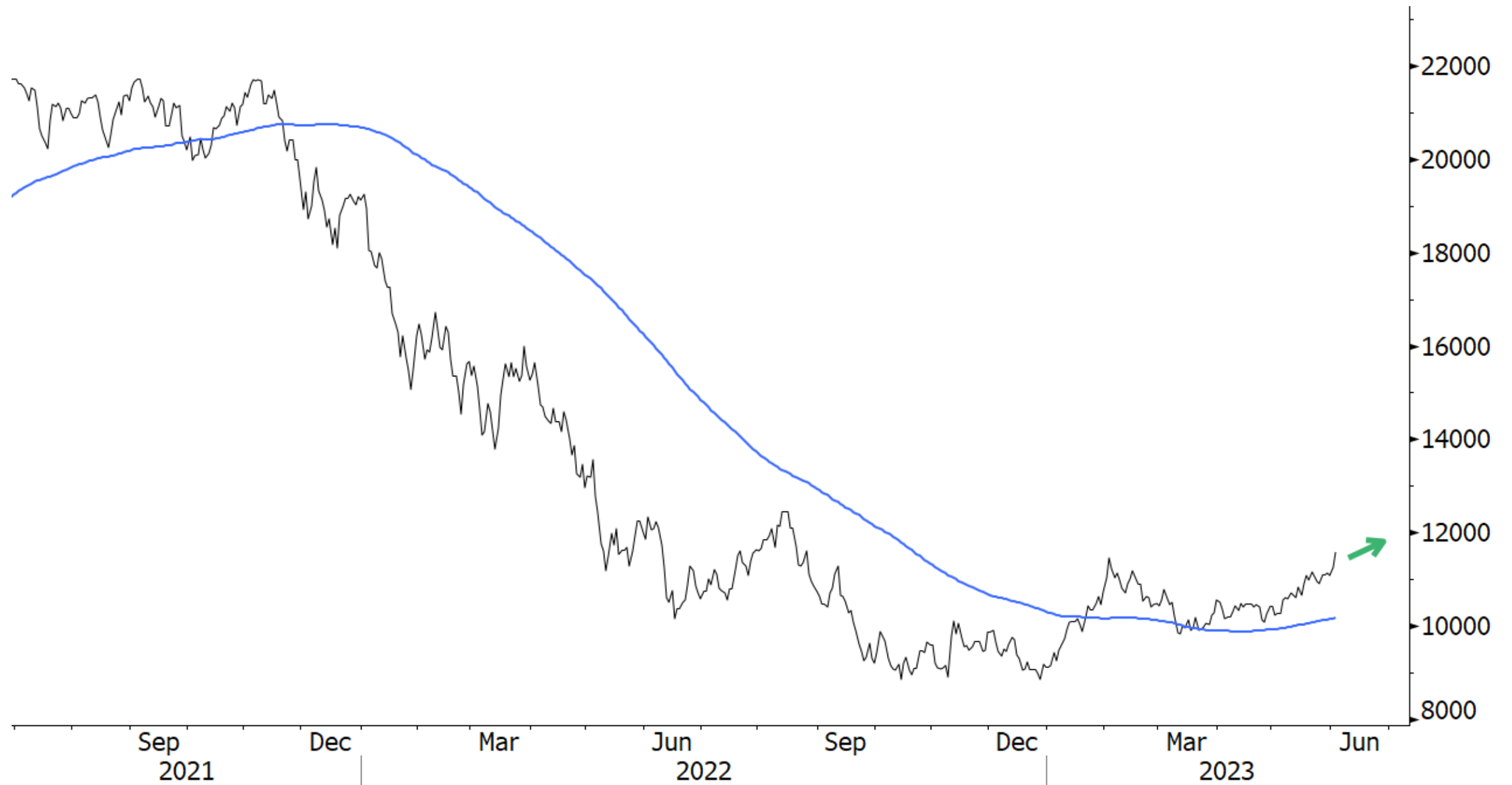
Basket of Prospective 'Double Bottom' Buys

Total Market Cap... \$500 Billion

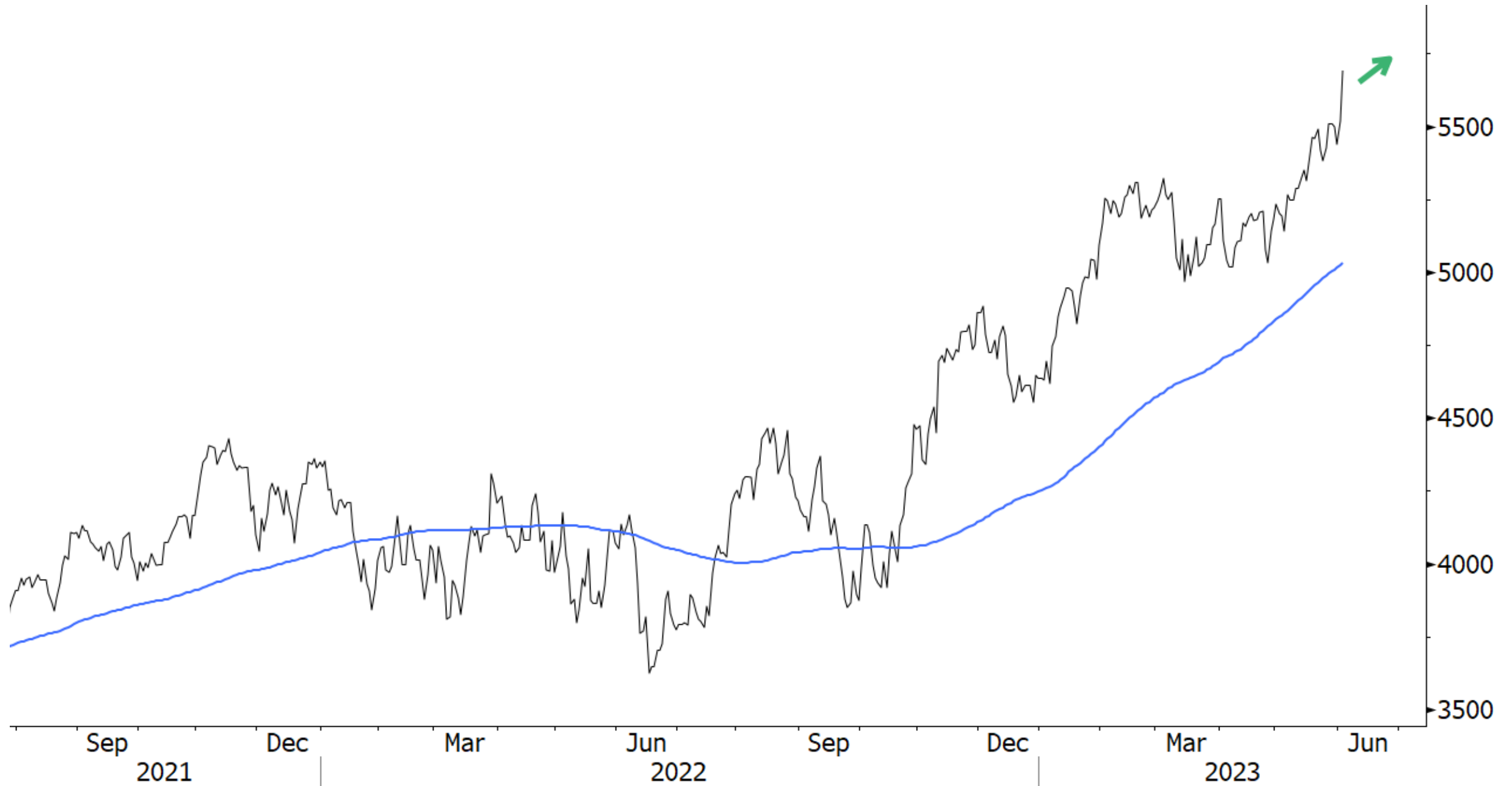


Basket of 'Bearish-to-Bullish Reversal' Buys

Total Market Cap... \$3 Trillion

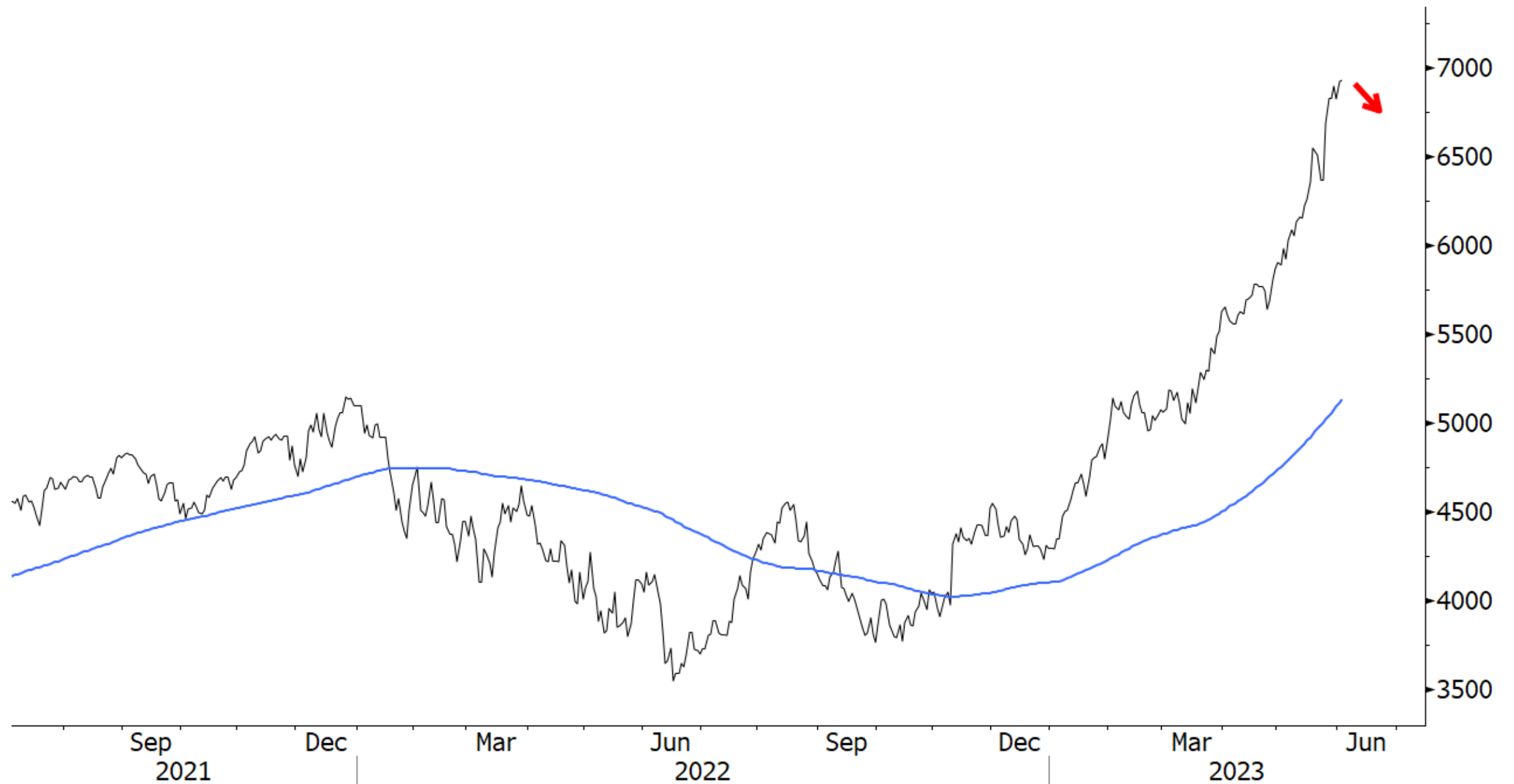


Basket of 'Relative Strength' Buys Total Market Cap... \$1 Trillion



Basket of 'Vulnerable Extended' Sells

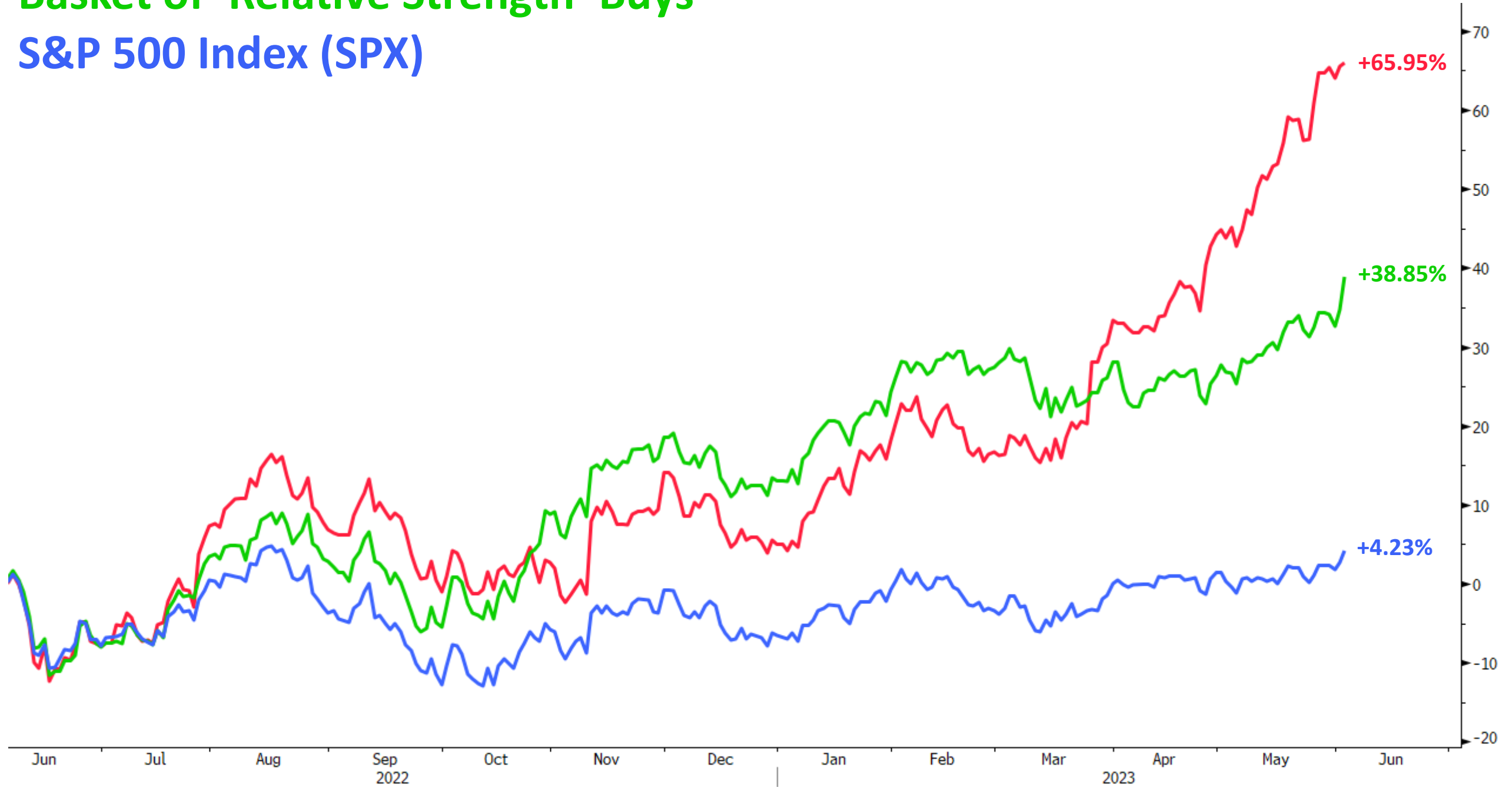
Total Market Cap... \$5.5 Trillion



Basket of 'Vulnerable Extended' Sells Basket of 'Relative Strength' Buys



Basket of 'Vulnerable Extended' Sells
Basket of 'Relative Strength' Buys
S&P 500 Index (SPX)



'Double Bottom' Buys

Ticker	Company	Price	Sub Industry Group	Sector	Market Cap (billions)
AEO	American Eagle Outfitters, Inc.	11.05	Specialty Retail	Consumer Discretionary	2.2
AEP	American Electric Power Company, Inc.	83.45	Electric Utilities	Utilities	43.0
AMT	American Tower Corporation	191.15	Specialized REITs	Real Estate	89.1
ARR	ARMOUR Residential REIT, Inc.	5.15	Mortgage Real Estate Investment Trusts (REITs)	Financials	1.0
BHF	Brighthouse Financial, Inc.	43.57	Insurance	Financials	2.9
BL	BlackLine, Inc.	55.26	Packaged Software	Technology	3.3
BNL	Broadstone Net Lease, Inc.	16.13	Real Estate Investment Trusts	Finance	3.0
CNS	Cohen & Steers, Inc.	58.44	Investment Managers	Finance	2.9
DLR	Digital Realty Trust, Inc.	105.3	Specialized REITs	Real Estate	30.7
DOC	Physicians Realty Trust	14.02	Health Care REITs	Real Estate	3.3
ETR	Entergy Corporation	99.44	Electric Utilities	Utilities	21.0
FFBC	First Financial Bancorp.	20.85	Banks	Financials	2.0
FIVN	Five9, Inc.	70.31	Packaged Software	Technology	5.0
FRT	Federal Realty Investment Trust	91.14	Retail REITs	Real Estate	7.5
GNK	Genco Shipping & Trading Ltd	13.6	Marine Shipping	Industrials	0.6
HLIO	Helios Technologies, Inc.	55.65	Industrial Machinery	Industrials	1.8
IRWD	Ironwood Pharmaceuticals, Inc. Class A	11.03	Biotechnology	Health Care	1.7
IVZ	Invesco Ltd.	15.26	Capital Markets	Financials	7.0
KALU	Kaiser Aluminum Corporation	67.41	Metals & Mining	Materials	1.1
KFY	Korn Ferry	49.9	Professional Services	Industrials	2.6
MC	Moelis & Co. Class A	39.78	Investment Banks/Brokers	Finance	2.9
MODG	Topgolf Callaway Brands Corp.	18.35	Leisure Products	Consumer Discretionary	3.4
NAPA	Duckhorn Portfolio, Inc.	14	Food Distributors	Consumer Services	1.6
NWN	Northwest Natural Holding Co.	43.32	Gas Utilities	Utilities	1.6
NXRT	NexPoint Residential Trust, Inc.	43.58	Residential REITs	Real Estate	1.1
OFC	Corporate Office Properties Trust	23.34	Office REITs	Real Estate	5.3
OSK	Oshkosh Corp	81.8	Machinery	Industrials	5.3
PMT	PennyMac Mortgage Investment Trust	12.44	Mortgage Real Estate Investment Trusts (REITs)	Financials	1.1
PZZA	Papa John's International, Inc.	71.82	Hotels Restaurants & Leisure	Consumer Discretionary	2.3
QCOM	QUALCOMM Incorporated	115.62	Semiconductors & Semiconductor Equipment	Information Technology	128.8
RWT	Redwood Trust, Inc.	6.31	Mortgage Real Estate Investment Trusts (REITs)	Financials	0.7
SBH	Sally Beauty Holdings, Inc.	11.93	Specialty Retail	Consumer Discretionary	1.3
SCHN	Schnitzer Steel Industries, Inc. Class A	30.61	Steel	Basic Materials	0.8
SCS	Steelcase Inc. Class A	6.87	Office Equipment/Supplies	Industrials	0.8
SCVL	Shoe Carnival, Inc.	20.85	Specialty Retail	Consumer Discretionary	0.6
SYZ	Sysco Corporation	72.64	Consumer Staples Distribution & Retail	Consumer Staples	36.8
TNL	Travel + Leisure Co.	39.41	Hotels Restaurants & Leisure	Consumer Discretionary	3.0
TROX	Tronox Holdings Plc	11.92	Chemicals: Specialty	Industrials	1.9
UDR	UDR, Inc.	41.16	Residential REITs	Real Estate	13.5
UE	Urban Edge Properties	13.9	Retail REITs	Real Estate	1.7
VRNT	Verint Systems Inc.	37.52	Information Technology Services	Technology	2.4
WBA	Walgreens Boots Alliance, Inc.	31.19	Consumer Staples Distribution & Retail	Consumer Staples	26.9
WPC	W. P. Carey Inc.	70.61	Real Estate Investment Trusts	Finance	15.1

'Bearish-to-Bullish Reversal' Buys

Page 1 of 4

Ticker	Company	Price	Sub Industry Group	Sector	Market Cap (billions)
ACN	Accenture Plc Class A	311.39	IT Services	Information Technology	206.3
AEIS	Advanced Energy Industries, Inc.	99.34	Electronic Equipment Instruments & Components	Information Technology	3.7
ALGN	Align Technology, Inc.	302	Health Care Equipment & Supplies	Health Care	23.1
ALGT	Allegiant Travel Company	104.69	Passenger Airlines	Industrials	1.9
AMWD	American Woodmark Corporation	63.43	Building Products	Industrials	1.1
AOS	A. O. Smith Corporation	68.41	Building Products	Industrials	10.3
APP	AppLovin Corp. Class A	24.81	Packaged Software	Technology	9.0
ATRC	AtriCure, Inc.	46.93	Medical Specialties	Healthcare	2.2
AZEK	AZEK Co., Inc. Class A	25.72	Building Products	Industrials	3.9
BCO	Brink's Company	69.72	Commercial Services & Supplies	Industrials	3.2
BPMC	Blueprint Medicines Corp.	58.22	Biotechnology	Healthcare	3.5
BX	Blackstone Inc.	89	Investment Managers	Finance	106.9
CARG	CarGurus, Inc. Class A	19.5	Internet Software/Services	Technology	2.2
CASH	Pathward Financial, Inc.	48.6	Banks	Financials	1.3
CCL	Carnival Corporation	12.18	Hotels Restaurants & Leisure	Consumer Discretionary	13.6
CE	Celanese Corporation	114.69	Chemicals	Materials	12.5
CGNX	Cognex Corporation	56.87	Electronic Equipment Instruments & Components	Information Technology	9.8
CME	CME Group Inc. Class A	185.3	Capital Markets	Financials	66.7
CMPR	Cimpress Plc	51.04	Commercial Printing/Forms	Industrials	1.3
COUR	Coursera Inc	13.18	Internet Software/Services	Technology	2.0
CRNC	Cerence Inc.	29	Software	Information Technology	1.2
CSCO	Cisco Systems, Inc.	50.02	Communications Equipment	Information Technology	203.8
CTSH	Cognizant Technology Solutions Corporation Class A	63.76	IT Services	Information Technology	32.4
CVNA	Carvana Co. Class A	15.68	Specialty Stores	Consumer Services	3.0
DASH	DoorDash, Inc. Class A	67.88	Internet Software/Services	Technology	26.4
DBRG	DigitalBridge Group, Inc. Class A	12.84	Real Estate Investment Trusts	Finance	2.2
DKNG	DraftKings, Inc. Class A	24.92	Movies/Entertainment	Consumer Services	21.3
DNLI	Denali Therapeutics Inc.	31.52	Biotechnology	Healthcare	4.3
DOCU	DocuSign, Inc.	57.47	Packaged Software	Technology	11.6
DOOR	Masonite International Corp.	94.76	Building Products	Industrials	2.1
DXCM	DexCom, Inc.	122.57	Health Care Equipment & Supplies	Health Care	47.5
EAT	Brinker International, Inc.	39.92	Hotels Restaurants & Leisure	Consumer Discretionary	1.8
ECL	Ecolab Inc.	173.1	Chemicals	Materials	49.3
EFX	Equifax Inc.	213.65	Professional Services	Industrials	26.2
EQIX	Equinix, Inc.	757.61	Specialized REITs	Real Estate	70.9
EQR	Equity Residential	63.09	Residential REITs	Real Estate	24.7
EQT	EQT Corporation	36.55	Oil Gas & Consumable Fuels	Energy	13.2
ESS	Essex Property Trust, Inc.	228.55	Residential REITs	Real Estate	15.2
EVTC	EVERTEC, Inc.	36.1	Financial Services	Financials	2.3
EXPE	Expedia Group, Inc.	103.27	Hotels Restaurants & Leisure	Consumer Discretionary	15.3
EXPI	eXp World Holdings, Inc.	16.01	Financial Conglomerates	Finance	2.5
FA	First Advantage Corp.	14.23	Miscellaneous Commercial Services	Industrials	2.1
FAST	Fastenal Company	55.37	Trading Companies & Distributors	Industrials	31.6
FBIN	Fortune Brands Innovations, Inc.	64.31	Building Products	Industrials	8.1
FIGS	FIGS, Inc. Class A	8.48	Apparel/Footwear	Consumer Non-Durables	1.4



'Bearish-to-Bullish Reversal' Buys

Page 2 of 4

Ticker	Company	Price	Sub Industry Group	Sector	Market Cap (billions)
FLT	FLEETCOR Technologies, Inc.	234.84	Financial Services	Financials	17.3
FLYW	Flywire Corp.	31.32	Packaged Software	Technology	3.5
FORM	FormFactor, Inc.	31.5	Semiconductors & Semiconductor Equipment	Information Technology	2.4
FR	First Industrial Realty Trust, Inc.	53.48	Industrial REITs	Real Estate	7.3
FSLY	Fastly, Inc. Class A	16.49	Information Technology Services	Technology	2.1
FTDR	Frontdoor, Inc.	31.88	Diversified Consumer Services	Consumer Discretionary	2.6
GDOT	Green Dot Corporation Class A	18.84	Consumer Finance	Financials	1.0
GIII	G-III Apparel Group, Ltd.	16.84	Textiles Apparel & Luxury Goods	Consumer Discretionary	0.8
GNRC	Generac Holdings Inc.	114.78	Electrical Equipment	Industrials	7.1
GRMN	Garmin Ltd.	106.47	Household Durables	Consumer Discretionary	20.4
GXO	GXO Logistics Inc	59.23	Air Freight & Logistics	Industrials	7.0
ICE	Intercontinental Exchange, Inc.	107.98	Capital Markets	Financials	60.5
INTC	Intel Corporation	31.31	Semiconductors & Semiconductor Equipment	Information Technology	130.6
INVH	Invitation Homes, Inc.	34.49	Residential REITs	Real Estate	21.1
IOVA	Iovance Biotherapeutics Inc	8.8	Biotechnology	Healthcare	2.0
IPGP	IPG Photonics Corporation	112.61	Electronic Equipment Instruments & Components	Information Technology	5.3
ITRI	Itron, Inc.	69.62	Electronic Equipment Instruments & Components	Information Technology	3.2
JBT	John Bean Technologies Corporation	115.99	Machinery	Industrials	3.7
JELD	JELD-WEN Holding, Inc.	14.29	Forest Products	Basic Materials	1.2
KAR	OPENLANE, Inc.	15.41	Commercial Services & Supplies	Industrials	1.7
KLIC	Kulicke & Soffa Industries, Inc.	53.56	Semiconductors & Semiconductor Equipment	Information Technology	3.0
KMT	Kennametal Inc.	27.44	Machinery	Industrials	2.2
KMX	CarMax, Inc.	74.66	Specialty Retail	Consumer Discretionary	11.8
LAUR	Laureate Education, Inc.	12.46	Miscellaneous Commercial Services	Industrials	2.0
LZ	LegalZoom.com, Inc.	11.74	Miscellaneous Commercial Services	Industrials	2.2
MCO	Moody's Corporation	326.99	Capital Markets	Financials	60.0
MGNI	Magnite, Inc.	13.29	Packaged Software	Technology	1.8
MKSI	MKS Instruments, Inc.	96.6	Semiconductors & Semiconductor Equipment	Information Technology	6.5
MTN	Vail Resorts, Inc.	252.19	Hotels/Resorts/Cruiselines	Consumer Services	10.2
MU	Micron Technology, Inc.	69.17	Semiconductors & Semiconductor Equipment	Information Technology	75.7
MYGN	Myriad Genetics, Inc.	23.43	Biotechnology	Health Care	1.9
NEOG	Neogen Corp	18.51	Health Care Equipment & Supplies	Health Care	4.0
NET	Cloudflare Inc Class A	70.64	Information Technology Services	Technology	23.4
NYCB	New York Community Bancorp, Inc.	10.78	Banks	Financials	7.8
OMI	Owens & Minor, Inc.	21.33	Health Care Providers & Services	Health Care	1.6
OSCR	Oscar Health, Inc. Class A	7.37	Managed Health Care	Healthcare	1.6
OSPN	OneSpan Inc.	15.48	Software	Information Technology	0.6
PACB	Pacific Biosciences of California, Inc.	13.49	Medical Specialties	Healthcare	3.4
PATH	UiPath, Inc. Class A	18.24	Packaged Software	Technology	10.2
PATK	Patrick Industries, Inc.	72.66	Automobile Components	Consumer Discretionary	1.6
PCOR	Procore Technologies Inc	63.18	Packaged Software	Technology	8.9
PCT	PureCycle Technologies Inc	7.56	Environmental Services	Industrials	1.2
PEGA	Pegasystems Inc.	47.58	Information Technology Services	Technology	3.9
PGNY	Progyny, Inc.	39.02	Health Care Providers & Services	Health Care	3.7
PK	Park Hotels & Resorts, Inc.	13.74	Hotel & Resort REITs	Real Estate	3.0



'Bearish-to-Bullish Reversal' Buys

Page 3 of 4

Ticker	Company	Price	Sub Industry Group	Sector	Market Cap (billions)
PRFT	Perficient, Inc.	78.71	IT Services	Information Technology	2.7
PRLB	Proto Labs, Inc.	32.98	Machinery	Industrials	0.9
PRO	PROS Holdings, Inc.	29.36	Information Technology Services	Technology	1.4
PSMT	PriceSmart, Inc.	73.4	Consumer Staples Distribution & Retail	Consumer Staples	2.3
RARE	Ultragenyx Pharmaceutical, Inc.	50.85	Pharmaceuticals: Major	Healthcare	3.6
RDFN	Redfin Corporation	10.64	Real Estate Development	Finance	1.2
RKLB	Rocket Lab USA, Inc.	4.9	Aerospace & Defense	Technology	2.3
ROCK	Gibraltar Industries, Inc.	56.77	Building Products	Industrials	1.7
ROK	Rockwell Automation, Inc.	292.84	Electrical Equipment	Industrials	33.6
RPD	Rapid7 Inc.	48.55	Information Technology Services	Technology	2.9
SAGE	SAGE Therapeutics, Inc.	49.82	Pharmaceuticals: Major	Healthcare	3.0
SAIA	Saia, Inc.	302.87	Ground Transportation	Industrials	8.0
SDGR	Schrodinger, Inc.	35.65	Packaged Software	Technology	2.6
SHAK	Shake Shack, Inc. Class A	68.59	Hotels Restaurants & Leisure	Consumer Discretionary	2.9
SHW	Sherwin-Williams Company	240.83	Chemicals	Materials	62.1
SITE	SiteOne Landscape Supply, Inc.	143.8	Trucks/Construction/Farm Machinery	Industrials	6.5
SIX	Six Flags Entertainment Corporation	26.91	Hotels Restaurants & Leisure	Consumer Discretionary	2.2
SLGC	SomaLogic, Inc. Class A	3.33	Miscellaneous Commercial Services	Industrials	0.6
SLP	Simulations Plus, Inc.	47.47	Health Care Technology	Health Care	0.9
SMAR	Smartsheet, Inc. Class A	48.61	Packaged Software	Technology	6.4
SOFI	SoFi Technologies Inc	7.03	Finance/Rental/Leasing	Finance	6.6
SPB	Spectrum Brands Holdings, Inc.	73.84	Electronics/Appliances	Consumer Durables	3.0
SPGI	S&P Global, Inc.	376.03	Capital Markets	Financials	120.6
SPLK	Splunk Inc.	102.88	Packaged Software	Technology	17.0
STAG	STAG Industrial, Inc.	35.92	Industrial REITs	Real Estate	6.6
STC	Stewart Information Services Corporation	44.92	Insurance	Financials	1.2
SUM	Summit Materials, Inc. Class A	33.59	Construction Materials	Basic Materials	4.0
SWBI	Smith & Wesson Brands, Inc.	12.11	Aerospace & Defense	Technology	0.6
SXT	Sensient Technologies Corporation	77.1	Chemicals	Materials	3.3
TEAM	Atlassian Corp Class A	183.9	Packaged Software	Technology	47.5
TECH	Bio-Techne Corporation	83	Life Sciences Tools & Services	Health Care	13.1
TER	Teradyne, Inc.	103.22	Semiconductors & Semiconductor Equipment	Information Technology	16.0
TFIN	Triumph Financial, Inc.	58.14	Banks	Financials	1.4
TGH	Textainer Group Holdings Limited	37.07	Finance/Rental/Leasing	Finance	1.6
TGI	Triumph Group, Inc.	11.98	Aerospace & Defense	Industrials	0.8
TREX	Trex Company, Inc.	55.89	Building Products	Industrials	6.1
TRU	TransUnion	74.46	Financial Publishing/Services	Industrials	14.4
TSLA	Tesla, Inc.	213.97	Automobiles	Consumer Discretionary	678.2
TTWO	Take-Two Interactive Software, Inc.	137.52	Entertainment	Communication Services	23.3
TXG	10x Genomics Inc Class A	54.6	Biotechnology	Healthcare	6.3
UBER	Uber Technologies, Inc.	39.73	Other Transportation	Industrials	80.4
UPBD	Upbound Group, Inc.	32.96	Specialty Retail	Consumer Discretionary	1.8
VCEL	Vericel Corporation	32.93	Biotechnology	Health Care	1.6
VMW	VMware, Inc. Class A	137.91	Packaged Software	Technology	59.1
VSTO	Vista Outdoor Inc	27.25	Leisure Products	Consumer Discretionary	1.6



'Bearish-to-Bullish Reversal' Buys

Page 4 of 4

Ticker	Company	Price	Sub Industry Group	Sector	Market Cap (billions)
W	Wayfair, Inc. Class A	43.21	Specialty Stores	Consumer Services	4.9
WDAY	Workday, Inc. Class A	213.5	Information Technology Services	Technology	55.7
WDC	Western Digital Corporation	40.24	Technology Hardware Storage & Peripherals	Information Technology	12.9
WDFC	WD-40 Company	197.55	Household Products	Consumer Staples	2.7
WK	Workiva Inc. Class A	98.5	Information Technology Services	Technology	5.3
ZG	Zillow Group, Inc. Class A	45.76	Information Technology Services	Technology	10.9
ZWS	Zurn Elkay Water Solutions Corporation	24.29	Industrial Machinery	Industrials	4.2

'Relative Strength' Buys

Ticker	Company	Price	Sub Industry Group	Sector	Market Cap (billions)
ABC	AmerisourceBergen Corporation	174.52	Health Care Providers & Services	Health Care	35.3
ADMA	ADMA Biologics, Inc.	4.05	Biotechnology	Healthcare	0.9
AME	AMETEK, Inc.	150.68	Electrical Equipment	Industrials	34.7
ARES	Ares Management Corporation	89.29	Investment Managers	Finance	26.7
ATGE	Adtalem Global Education Inc.	43.43	Diversified Consumer Services	Consumer Discretionary	1.9
BDC	Belden Inc.	90.15	Electronic Equipment Instruments & Components	Information Technology	3.8
CCJ	Cameco Corporation	30.08	Other Metals/Minerals	Basic Materials	13.0
COHU	Cohu, Inc.	38.49	Semiconductors & Semiconductor Equipment	Information Technology	1.8
CTAS	Cintas Corporation	481.56	Commercial Services & Supplies	Industrials	49.0
DOX	Amdocs Limited	95.41	Information Technology Services	Technology	11.5
DRI	Darden Restaurants, Inc.	164.04	Hotels Restaurants & Leisure	Consumer Discretionary	19.8
ESAB	ESAB Corporation	63.08	Machinery	Industrials	3.8
ETN	Eaton Corp. Plc	186.48	Electrical Equipment	Industrials	74.3
EXTR	Extreme Networks, Inc.	21.87	Communications Equipment	Information Technology	2.8
FELE	Franklin Electric Co., Inc.	96.5	Machinery	Industrials	4.5
FSS	Federal Signal Corporation	58.12	Machinery	Industrials	3.5
GERN	Geron Corporation	3.6	Biotechnology	Healthcare	1.8
GGG	Graco Inc.	79.8	Machinery	Industrials	13.4
GPI	Group 1 Automotive, Inc.	233.62	Specialty Retail	Consumer Discretionary	3.3
GPK	Graphic Packaging Holding Company	25	Containers/Packaging	Industrials	7.7
GWW	W.W. Grainger, Inc.	677.77	Trading Companies & Distributors	Industrials	34.0
INSP	Inspire Medical Systems, Inc.	309.69	Medical Specialties	Healthcare	9.0
IPG	Interpublic Group of Companies, Inc.	38.67	Media	Communication Services	14.9
JBL	Jabil Inc.	92.27	Electronic Equipment Instruments & Components	Information Technology	12.2
KEX	Kirby Corporation	74.62	Marine Transportation	Industrials	4.5
KLAC	KLA Corporation	458.06	Semiconductors & Semiconductor Equipment	Information Technology	62.8
KNSL	Kinsale Capital Group, Inc.	337.65	Insurance	Financials	7.8
LECO	Lincoln Electric Holdings, Inc.	181.8	Machinery	Industrials	10.5
LSTR	Landstar System, Inc.	183	Ground Transportation	Industrials	6.6
LVS	Las Vegas Sands Corp.	58.94	Hotels Restaurants & Leisure	Consumer Discretionary	45.0
MRK	Merck & Co., Inc.	112.52	Pharmaceuticals	Health Care	285.5
NOVT	Novanta Inc	169.77	Electronic Equipment Instruments & Components	Information Technology	6.1
NUVL	Nuvalent, Inc. Class A	44.59	Biotechnology	Healthcare	2.5
NVT	nVent Electric plc	46.13	Electrical Equipment	Industrials	7.6
OEC	Orion Engineered Carbons SA	26.07	Chemicals: Specialty	Industrials	1.5
ON	ON Semiconductor Corporation	86.83	Semiconductors & Semiconductor Equipment	Information Technology	37.5
PAG	Penske Automotive Group, Inc.	146.36	Specialty Stores	Consumer Services	10.1
PANW	Palo Alto Networks, Inc.	217.24	Packaged Software	Technology	66.4
PRGS	Progress Software Corporation	60.02	Software	Information Technology	2.6
RS	Reliance Steel & Aluminum Co.	241.69	Metals & Mining	Materials	14.2
SNA	Snap-on Incorporated	259.71	Machinery	Industrials	13.7
SPSC	SPS Commerce, Inc.	162.73	Software	Information Technology	5.9
SPXC	SPX Technologies, Inc.	82.1	Machinery	Industrials	3.7
TDW	Tidewater Inc	49.94	Marine Shipping	Industrials	2.5
USFD	US Foods Holding Corp.	41.36	Consumer Staples Distribution & Retail	Consumer Staples	9.7



‘Vulnerable Extended’ Sells

Ticker	Company	Price	Sub Industry Group	Sector	Market Cap (billions)
AAPL	Apple Inc.	180.95	Technology Hardware Storage & Peripherals	Information Technology	2846.1
AVGO	Broadcom Inc.	812	Semiconductors & Semiconductor Equipment	Information Technology	338.5
BLDR	Builders FirstSource, Inc.	118.97	Building Products	Industrials	15.2
CDNS	Cadence Design Systems, Inc.	229.69	Software	Information Technology	62.6
CMG	Chipotle Mexican Grill, Inc.	2062.23	Hotels Restaurants & Leisure	Consumer Discretionary	56.9
CPRT	Copart, Inc.	88.03	Commercial Services & Supplies	Industrials	42.0
FCNCA	First Citizens BancShares, Inc. Class A	1298.03	Regional Banks	Finance	18.6
FICO	Fair Isaac Corporation	790.84	Software	Information Technology	19.8
GE	General Electric Company	105.8	Industrial Conglomerates	Industrials	115.2
LW	Lamb Weston Holdings, Inc.	113.27	Food Products	Consumer Staples	16.5
META	Meta Platforms Inc. Class A	272.61	Interactive Media & Services	Communication Services	698.7
NVDA	NVIDIA Corporation	393.27	Semiconductors & Semiconductor Equipment	Information Technology	971.4
ORCL	Oracle Corporation	105.89	Software	Information Technology	285.9
PHM	PulteGroup, Inc.	69.38	Household Durables	Consumer Discretionary	15.5
RMBS	Rambus Inc.	63.86	Semiconductors & Semiconductor Equipment	Information Technology	7.0
SMCI	Super Micro Computer, Inc.	221.94	Technology Hardware Storage & Peripherals	Information Technology	11.6



Worth Charting LLC (“Worth”) is a provider of financial publications of general circulation offering impersonal advice, not tailored to individual needs of a specific client or group. Reports are distributed for general informational and educational purposes only and is not intended to constitute legal, tax, accounting or investment advice. Worth is an independent research company and is not a registered investment adviser and is not acting as a broker dealer under any federal or state securities laws. Worth does not act as a fiduciary or an investment adviser. Comments or statements made herein do not constitute investment advice. Views, opinions and judgments expressed are of Worth.

The analyses and observations contained in this report (the “Report”) are statements of opinion as of the date they are expressed and not statements of fact or recommendations to purchase, hold, or sell any securities or make any investment decisions. Recipients of the Report should not rely on any of it in making any investment decision. You should obtain independent investment advice before buying or selling any security discussed in the Report. [Worth and/or its employees may hold positions in or purchase or sell such securities contrary to views expressed in the Report.] Worth does not guarantee the accuracy, adequacy, completeness or availability of any information contained herein and is not responsible for any errors or omissions or for results obtained from the use of such information. The Report does not take into account the investment objectives, financial situation, restrictions, particular needs or financial, legal, or tax situation of any particular person and should not be viewed as addressing the recipients’ particular investment needs. Opinions and analyses offered in the Report does not address the suitability of any security. The Report is not an offer or solicitation for the purchase or sale of any security, investment, or other product and should not be construed as such. Investing in securities and other financial products entails certain risks, including the possible loss of the entire principal amount invested. You should obtain advice from your tax, financial, legal, and other advisors and only make investment decisions on the basis of your own objectives, experience, and resources.

Information contained herein is current as of the date appearing herein and has been obtained from sources believed to be reliable, but accuracy and completeness are not guaranteed and should not be relied upon as such. Worth does not perform an audit and undertakes no duty of due diligence or independent verification of any information it receives. Worth has no duty to update the information contained herein, and the opinions, estimates, projections, assessments and other views expressed in the Report may change without notice due to many factors including but not limited to: fluctuating market conditions and economic factors. The Report is based on a number of assumptions. Worth makes no representations as to the reasonableness of such assumptions or the likelihood that such assumptions will coincide with actual events and this information should not be relied upon for that purpose. Changes in such assumptions could produce materially different results. Past performance is not a guarantee or indication of future results, and no representation or warranty, express or implied, is made regarding future performance of any security mentioned in this publication. Worth accepts no liability for any loss (whether direct, indirect or consequential) occasioned to any person acting or refraining from action as a result of any material contained in or derived from this publication, except to the extent (but only to the extent) that such liability may not be waived, modified or limited under applicable law.

All materials are disseminated and available to all subscribers simultaneously through electronic publication via email and to our internal client website. The Report is licensed for use by authorized subscribers, and may not be reproduced, distributed, forwarded, posted, published, transmitted, uploaded or otherwise made available to others for commercial purposes without written authorization from Worth.