
Starbucks... we're buyers here

1 message

Fri, Jun 3, 2022 at 2:24 PM

Worth Charting

SPX vs SBUX

Comparative chart from the Pre-Covid high to present



Ratio chart: SBUX's relative performance to SPX

A perfect "double bottom"...



SBUX weekly bar chart 2017-2022... 1 of 3:

No lines or arrows drawn.



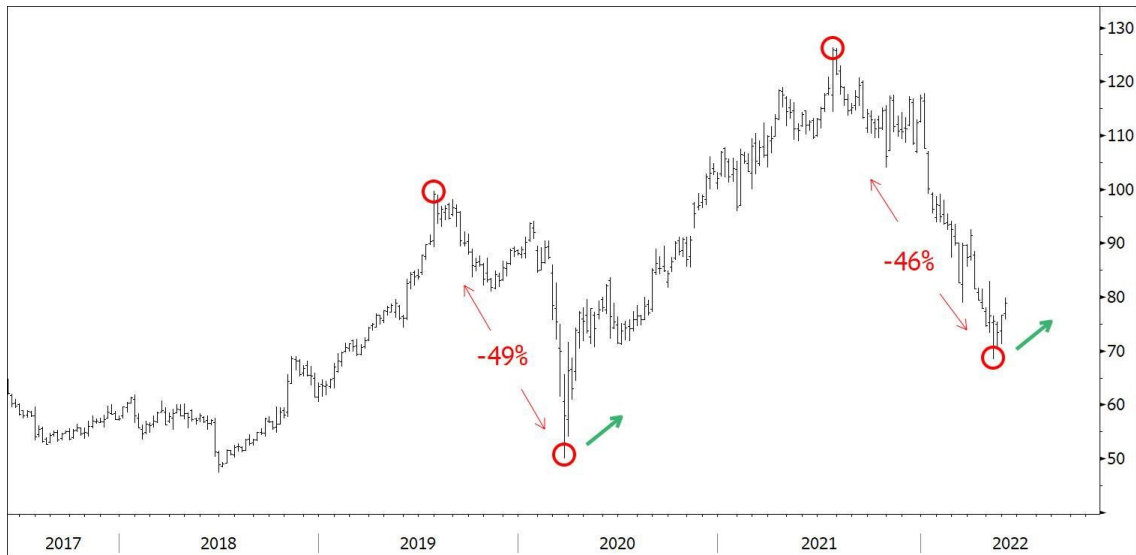
SBUX weekly bar chart 2017-2022... 2 of 3:

With the Current selloff and the Covid selloff "annotated" ...



SBUX weekly bar chart 2017-2022... 3 of 3:

We're buyers here.



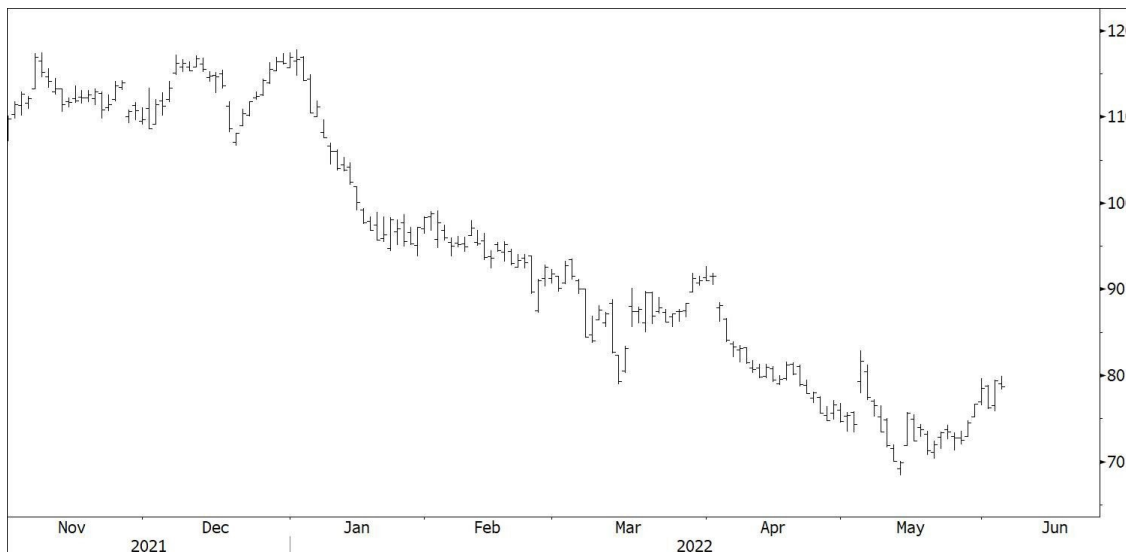
All Starbucks selloffs of 20%+ from an all-time high, since the stock's June 1992 IPO:

of 20%+ selloffs 18
Median % Decline -34.11%
Mean % Decline -38.74%

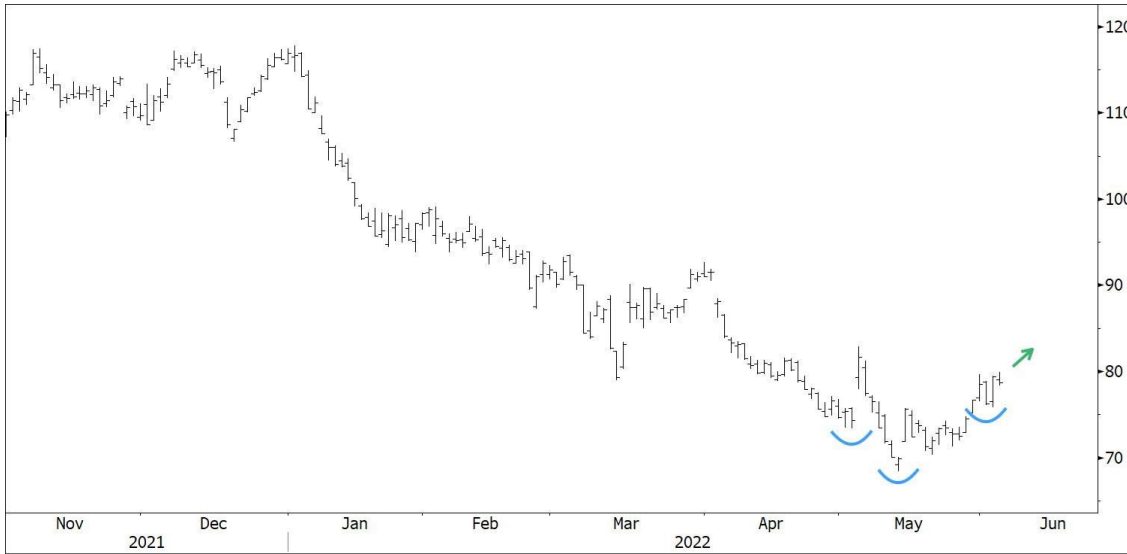
The current 46% selloff is the third most severe, exceeded only by the Covid decline (-49%) and that of the Financial Crisis (-82%)

SBUX here and now chart (6-month, daily bar chart)... 1 of 3:

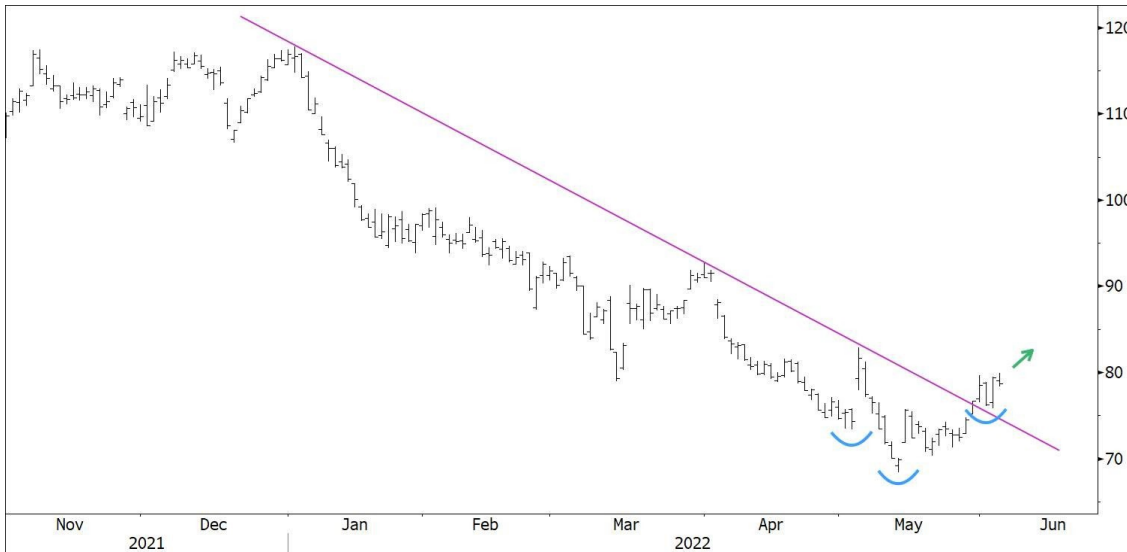
No lines or arrows drawn.



SBUX here and now chart (6-month, daily bar chart)... 2 of 3:
One way to "draw the lines"...



SBUX here and now chart (6-month, daily bar chart)... 3 of 3:
Another way to "draw the lines"... **We're buyers here.**



Worth Charting

info@worthcharting.com

1. Service a. Worth Charting is a technical research company conducting research and analyses on financial instruments. Worth Charting shares the results of its research to subscribers via a subscription-based service, but Worth Charting is not providing you any financial advice. Worth Charting and Services, including any facts, views, opinions, recommendations, trades, trading strategies or systems, or descriptions of or references to products or securities, made available by Worth Charting is: i. for educational purposes only; and ii. not to be used or construed as an offer to sell, a solicitation of an offer to buy, or an endorsement, or sponsorship of any entity or security by Worth Charting. For all these reasons and others, your use of the information provided on this Website, or any Services, should be based upon your own due diligence and judgment of how best to use the information, and subsequently independently verified by a licensed broker, investment advisor, or financial planner.

2. Disclaimers Concerning The Service We Provide

a. We are not an investment advisor. We do not provide personalized or individualized investment advice. Any information provided as part of the Services is impersonal and not specific to any person's investment needs. You alone are solely responsible for determining whether any investment, security or strategy, or any other product or service, is appropriate or suitable for you based on your investment objectives and personal and financial situation. You should consult a registered investment advisor, attorney, or tax professional regarding your particular financial situation, investing strategies, or specific legal or tax situation.

b. By reading the following, you acknowledge and agree that no content published or otherwise provided as part of any service constitutes a personalized recommendation or advice regarding the suitability of, or advisability of investing in, purchasing or selling any particular investment, security, portfolio, commodity, transaction or investment strategy.

c. To the extent that any of the content may be deemed to be investment advice or recommendations in connection with a particular security, such information is impersonal and not tailored to the investment needs of any specific person. None of Worth Charting's editorial staff, employees, independent contractors, or owners (collectively, "Our Representatives") shall be liable for any investment decisions based upon or results obtained from the content. Trading in investments involves risk and volatility, and any of the investments discussed may lose their value after purchase. Past investment results are not necessarily indicative of future performance. Moreover, the information, research, and opinions that Worth Charting provides are obtained or derived from sources believed to be reliable, but we cannot guarantee their accuracy and completeness nor the opinions based thereon.

d. You should not rely solely upon such information, research and opinions for purposes of transacting securities or other investments, and you are encouraged to conduct your own research and due diligence, and to seek the advice of a qualified investment professional before you make any investment.

e. None of the information provided constitutes, or is intended to constitute, a recommendation by us of any particular security or other investment or trading strategy or a determination by us that any security or other investment or trading strategy is suitable for any specific person. Investing in securities or other investments, including those chosen in any of our products or in any of our content, is speculative in nature and involves substantial risk of loss of the money invested.

f. We reserve the right to change, modify or discontinue any Content or any portion or feature of the Services. Such changes may include, but are not limited to, adding or removing particular outside contributors, experts or representatives, ceasing to provide access to a Service (and/or providing an alternative Service to you as a replacement), or changing the terms of engagement for a Service. We may make these changes or modifications at our sole discretion, either temporarily or permanently, at any time or from time to time, with or without notice to you. You agree that the Worth Charting shall not be liable to you or any third party for any such change or modification of the Content and/or Services and that your continued use of the changed or modified Content and/or Services, and/or continued access to the changed or modified Content and/or Services, constitutes your acceptance of any such changes or modifications.